今捷機械工業有限公司
JIN JYE MACHINERY CO., LTD.

247 新北市蘆洲區民族路408巷82號之3
No.82-3, Ln. 408, Minzu Rd.,
Luzhou Dist., New Taipei City 247
Taiwan (R.O.C.)

TEL ： +886 2 2282 7381 ; +886 2 2281 2751
FAX ： +886 2 2282 8475
MAIL ： jinjye168@gmail.com ; jin188@seed.net.tw
WEB ： http://www.jin-jye.com

精密 、 高效 、 穩定 、 易維修

今 捷 機 械 工 業 有 限 公 司

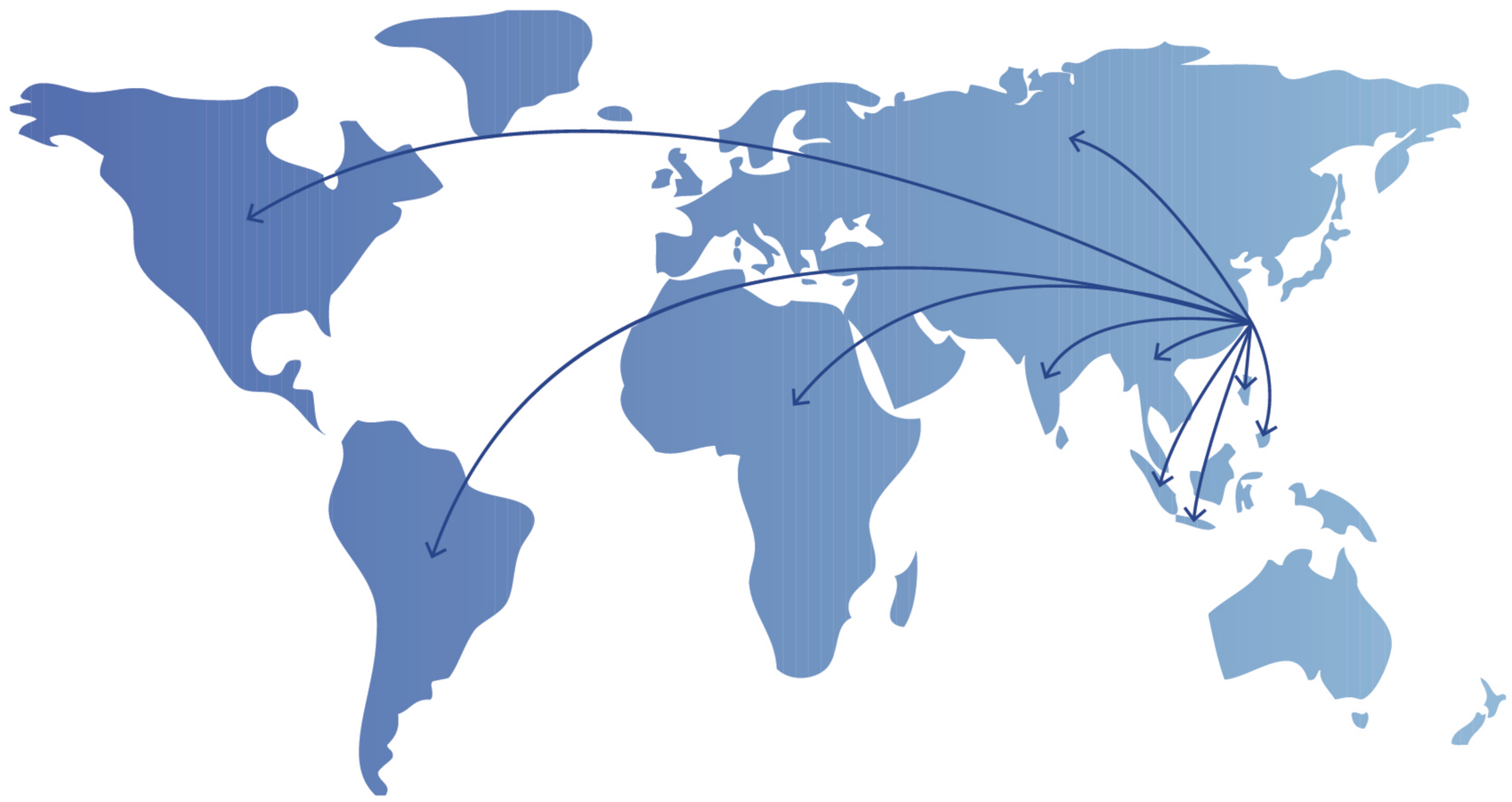

堅持以誠待人、精誠合作、互信互惠的原則，在往后的開拓與發展中與各用戶共創未來。

今捷機械工業有限公司是個精于直立式塑膠射出成型機的專業製造廠。
公司成立于1983年，已擁有30多年的製造經驗、研發設計。皆具備高精密度、高效率、穩定性極佳、易維修等優良特性。配合客戶的實際需求，專業從事設計與制造，並可依客戶的所需求而設計射出機械之周邊整廠設備與安裝。我們在臺灣已有相當大的占有率，製造廠及辦事處等密集的銷售服務網。

Insists on the principle of honesty and client we would like to take advantage of this good time to cooperate with our old and new clients and open up a new prospect together!

Over thirty years since its establishment in 1983,JINJYE Machinery Industry Co., Ltd.
An expert manufacturer of vertical plastic injection molding machine, has accumulated abundant experience and developed, design and and produced vertical injection molding machines featuring high degree of precision, efficiency, excellent stability and convenient maintenance, and so on.
We’re not only designs and manufactures vertical injection molding machines according to specifications but also is competent at programming, designing and installing the peripheral equipments concerning the vertical injection molding machine as required by the customer.
JINJYE has gained considerable market share in Taiwan and it also has established many branch office, manufactories and liaison offices for distrivution and after sale service in Taiwan.

系統架構 System structure

1. AR系列控制器加裝本公司威卡(Wega)™
   AR series controller to add a extra (Wega)™ made by our company.
2. 多台連線需使用HUB串接，最多連接100台射出機
   Network of multi machines should be connected by HUB, maximum connection are available for 100 sets of injection molding machines.
3. 網路線規格為Cat.6，或以上規格
   Specification of networking cables is Cat.6, or above specification.

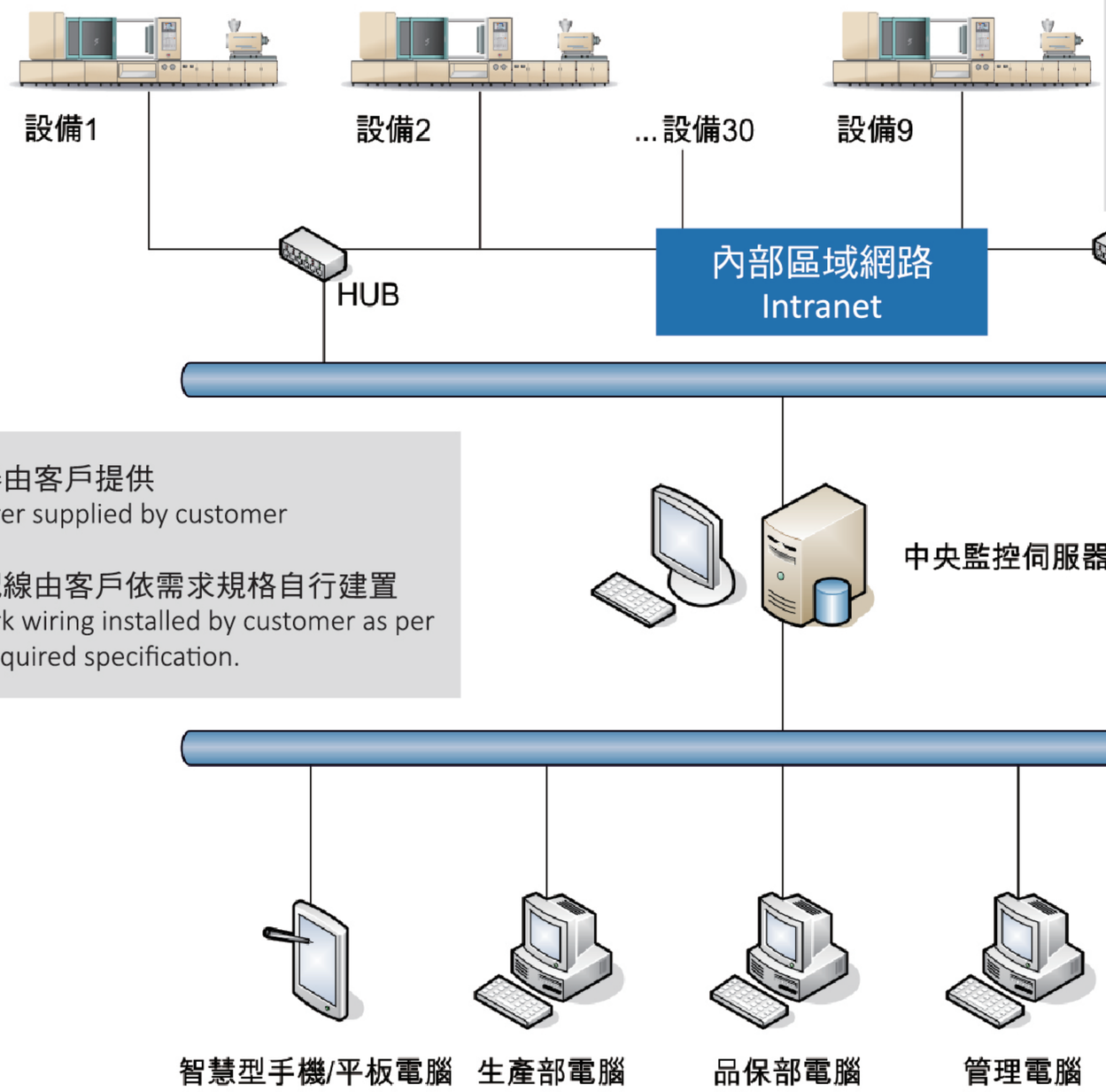

1. 伺服器由客戶提供
   The serer supplied by customer
2. 網路配線由客戶依需求規格自行建置
   Network wiring installed by customer as per their required specification.

擷取程式讀取射出機控制器資料，存入資料庫
Capture program to access data of controller at injection molding machine, save it intodatabase.

透過網頁瀏覽設備資訊
To browse equipment information
Through web page .

工業4.0之核心價值為物聯網之演繹，達成萬物互聯之境界，無論是終端消費者、供應商、智慧工廠、生產線、機器、產品等，都將被一個巨大的智慧型網路，環環相連，原則上，智慧型網路將涵蓋網宇實體系統、通訊設施、智慧控制系統、無所不在的感知器、嵌入式終端系統，工業4.0的到來意謂著物聯網與服務網路將徹底地觸及到工業體系的各個部份，將傳統之生產方式改變為具備高度客製化、智慧化、服務化之全新生產製造模式。

The core value of industry 4.0 is deductive of internet of things (IoT), to reach a level which all of things can be connected each other, no matter it is the end consumer, supplier, smart factory, production line, machines, products, etc., can be connected by a massive smart network interactively, basically a smart network will cover the cyber physical system, telecommunication facility, smart control system, ubiquitous sensor network, embedded terminal system, the upcoming of industry 4.0 means internet of things (IoT) and service network will be touched each section of industrial system completely, to change the traditional production method as a whole new production manufacture mode which is available for highly customized, intellectualization, servitization.

J2-S

JT-30

型號 MODEL

射出系統 Injetion unit	螺桿直徑 Screw Diameter
	射出壓力 Injection Pressure
	理論射出量 Theoretical Shot Volume
	射出量 Max. Shot Weight(PS)
	射出率 Injection Rate
	射出行程 Injection Stroke
	螺桿轉速 Screw Rotation Speed Max
	溫度控制段數 Numbers of Tamperature Control
	料斗容量 Capacity of Hopper
鎖模系統 Clamping unit	鎖模力 Clamping Force
	開模力 Opening Force
	模板尺寸 Platen Size
	模柱間距 Distance Between Tie Bar
	最小使用模厚 Min. Mold Height
	開模行程 Opening Stroke
	最大開模距離 Max. Open Daylight
	頂出力量 Ejector Power
	頂出行距 Ejector Stroke
滑模系統 Slider unit	滑板尺寸/圓盤直徑 Slider Size/Turn Table Diameter
	模具站數 Numbers of Mold Station
	最大模具尺寸 Max. Mold Dimension
	圓盤迴轉角度 Rotation Angle of Turn Table
油壓電力系統 Hydraulic Electricity unit	最大油壓壓力 Max. Hydraulic Pressure
	汞蒲吐出量 Pump Output
	作動油量 Working Oil Consumption
	冷卻水用量 Cooling Water Comsumption
	油壓馬達動力 Hydraulic Motor Poweer
	電熱容量 Barrel Heater Capacity
	總用電量 Total Electrical Consumption
其他 Others	機器重量 Machine Weight
	機器外型尺寸 Machine Overall Dimensions(LxWxH)
	付船重量 Shipping Gross Weight
	付船尺碼 Shipping Measurements(LxWxH)

型號 Unit	J2-S		JT-30		
			(SD)單滑板 (R)圓盤		
MM	25	28	25	28	32
Kg/CM²	1432	1142	1815	1445	1110
CM³	49	61	54	67	88
G/OZ	45/1.5	56/2	50/1.8	61/2.2	81/2.9
CO³/Sec	36	46	31	39	50
MM	100		120		
RPM	0-150		0-150		
ZONE	2		3		
L	15		20		
T	12		30		
T	2		3		
MM	430x250		480x340		
MM	250		355x205		
MM	40		100		
MM	160		180		
MM	200		280		
T	1		1.3		
MM	32		65	32	65
MM			350x345		Ø550
Sets			2		
MM			200x150		
			180°(正反轉)		
Kg/CM²	140		140		
L/Min	19		26		
L	80		100		
L	400-600		400-600		
Kw/HP	2.2/3		3.7/5		
KW	2		2.7		
KW	4.5		6.4		
T	0.7		1.2		
MM	1.25x0.85x2.1		1.55x0.93x2.45		
			1.6x1.1x2.5(JT-30SD)	1.6x1.3x2.8(JT-30R)	
			1.5x1.2x2.55(JT-30SCD)		
T	0.9		1.4		
MM	1.6x1x2.25		1.7x1.15x2.3		

JT-55SD



JT-70 SCD-L(90°)

JT-60R-2S Three station
(三站式)

型號 MODEL

射出系統 Injetion unit	螺桿直徑 Screw Diameter
	射出壓力 Injection Pressure
	理論射出量 Theoretical Shot Volume
	射出量 Max. Shot Weight(PS)
	射出率 Injection Rate
	射出行程 Injection Stroke
	螺桿轉速 Screw Rotation Speed Max
	溫度控制段數 Numbers of Tamperature Control
	料斗容量 Capacity of Hopper
鎖模系統 Clamping unit	鎖模力 Clamping Force
	開模力 Opening Force
	模板尺寸 Platen Size
	模柱間距 Distance Between Tie Bar
	最小使用模厚 Min. Mold Height
	開模行程 Opening Stroke
	最大開模距離 Max. Open Daylight
	頂出力量 Ejector Power
	頂出行距 Ejector Stroke
滑模系統 Slider unit	滑板尺寸/圓盤直徑 Slider Size/Turn Table Diameter
	模具站數 Numbers of Mold Station
	最大模具尺寸 Max. Mold Dimension
	圓盤迴轉角度 Rotation Angle of Turn Table
油壓電力系統 Hydraulic Electricity unit	最大油壓壓力 Max. Hydraulic Pressure
	汞蒲吐出量 Pump Output
	作動油量 Working Oil Consumption
	冷卻水用量 Cooling Water Comsumption
	油壓馬達動力 Hydraulic Motor Poweer
	電熱容量 Barrel Heater Capacity
	總用電量 Total Electrical Consumption
其他 Others	機器重量 Machine Weight
	機器外型尺寸 Machine Overall Dimensions(LxWxH)
	付船重量 Shipping Gross Weight
	付船尺碼 Shipping Measurements(LxWxH)

型號 Unit	JT-45			JT-55			JT-70		
	(SD)單滑板 (R)圓盤			(SD)單滑板 (R)圓盤			(SD)單滑板 (R)圓盤		
MM	25	30	34	28	32	36	34	38	40
Kg/CM²	1746	1212	944	1856	1421	1122	1815	1619	1311
CM³	63	92	118	86	112	142	140	157	194
G/OZ	58/2	84/2.9	108/3.7	79/2.7	103/3.6	131/4.5	129/4.5	145/5	179/6
CO³/Sec	45	65	83	60	79	100	83	93	115
MM	130			140			155		
RPM	0-180			0-200			0-200		
ZONE	3			3			3		
L	20			20					
T	45			55			70		
T	5			6			6		
MM	570x400			630x450			680x460		
MM	420x250			460x280			500x280		
MM	150			180			180		
MM	200			200			250		
MM	350			380			430		
T	1.3			1.3			1.3		
MM	65	32	65	65	32	65	65	32	65
MM	400x400		Ø740	450x450		Ø880	490x450		Ø930
Sets	2			2			2		
MM	300x200			300x250			350x300		
	180°(正反轉)			180°(正反轉)			180°(正反轉)		
Kg/CM²	140			140			140		
L/Min	39			47			65		
L	130			140			250		
L	600-800			600-800			800-1200		
Kw/HP	5.1/7.5			7.5/10			11.2/15		
KW	3.5			5			5		
KW	9			12.5			16.2		
T	1.5			2			2.5x3		
MM	1.7x1.03x3.0			1.75x1.4x3.2			1.8x1.4x3.5		
	1.8x1.3x2.4(JT-45SD)	1.75x1.4x2.4(JT-45R)		1.85x1.35x2.65(JT-55SD)	2.1x1.5x2.65(JT-55R)		1.9x1.45x2.8(JT-70SD)	2.15x1.65x2.8(JT-70R)	
	1.7x1.3x2.4(JT-45SCD)			1.65x1.6x2.65(JT-55SCD)			2x1.5x2.8(JT-70SCD)		
T	1.7			2.5			2.8		
MM	1.92x1.36x2.3			2.8x1.6x2.5			2.5x1.6x2.3		

JTH-125SCD

JTH-125R

型號 MODEL

射出系統 Injetion unit	螺桿直徑 Screw Diameter
	射出壓力 Injection Pressure
	理論射出量 Theoretical Shot Volume
	射出量 Max. Shot Weight(PS)
	射出率 Injection Rate
	射出行程 Injection Stroke
	螺桿轉速 Screw Rotation Speed Max
	溫度控制段數 Numbers of Tamperature Control
	料斗容量 Capacity of Hopper
鎖模系統 Clamping unit	鎖模力 Clamping Force
	開模力 Opening Force
	模板尺寸 Platen Size
	模柱間距 Distance Between Tie Bar
	最小使用模厚 Min. Mold Height
	開模行程 Opening Stroke
	最大開模距離 Max. Open Daylight
	頂出力量 Ejector Power
	頂出行距 Ejector Stroke
滑模系統 Slider unit	滑板尺寸/圓盤直徑 Slider Size/Turn Table Diameter
	模具站數 Numbers of Mold Station
	最大模具尺寸 Max. Mold Dimension
	圓盤迴轉角度 Rotation Angle of Turn Table
油壓電力系統 Hydraulic Electricity unit	最大油壓壓力 Max. Hydraulic Pressure
	汞蒲吐出量 Pump Output
	作動油量 Working Oil Consumption
	冷卻水用量 Cooling Water Comsumption
	油壓馬達動力 Hydraulic Motor Poweer
	電熱容量 Barrel Heater Capacity
	總用電量 Total Electrical Consumption
其他 Others	機器重量 Machine Weight
	機器外型尺寸 Machine Overall Dimensions(LxWxH)
	付船重量 Shipping Gross Weight
	付船尺碼 Shipping Measurements(LxWxH)

型號 Unit	JTH-85			JTH-100			JTH-125			JTH-160		
	(SD)單滑板		(R)圓盤	(SD)單滑板		(R)圓盤	(SD)單滑板		(R)圓盤	(SD)單滑板		(R)圓盤
MM	38		42	40		45	40	45	50	45	50	55
Kg/CM²	1860		1523	1889		1492	1993	1575	1276	2031	1645	1360
CM³	204		249	226		286	226	286	353	318	392	475
G/OZ	187/6.5		229/8	208/7		263/9	208/7	263/9	325/11	292/10	361/12.5	436/15
CO³/Sec	88		110	115		146	110	140	172	146	180	218
MM	180			180			180			200		
RPM	0-180			0-195			0-195			0-210		
ZONE												
L												
T	85			100			125			160		
T	8			10			12			16		
MM	680x490			740x510			760x560			840x640		
MM	500x300			550x320			550x350			610x380		
MM	200			250			250			250		
MM	250			250			300			350		
MM	450			500			550			600		
T	2.5			3.5			3.5			4.5		
MM	65	40	65	80	40	80	80		80	80		80
MM	490x500		Ø1080	540x530		Ø1080	540x550		Ø1210	600x610		Ø1210
Sets			2			2			2			2
MM			400x350			400x350			450x400			450x400
			180°(正反轉)			180°(正反轉)			180°(正反轉)			180°(正反轉)
Kg/CM²	140			140			140			160		
L/Min	65			85			85			116		
L	300			300			350			400		
L	1000-1500			1200-1600			1200-1600			1400-1800		
Kw/HP	11.2/15			15/20			15/20			18.75/25		
KW	6			6			7.5			10		
KW	17.2			21			22.5			28.75		
T	3.5x4			4.6x5.4			5x5.8			6x6.8		
MM	1.9x1.5x3 2.05x1.5x3.05(JTH-85SD) 1.95x1.6x3.3(JTH-85SCD) 2.35x1.75x3.2(JTH-85R)			2x1.6x3 2.2x1.62x3.35(JTH-100SD) 2.2x1.9x3.35(JTH-100SCD) 2.53x1.8x3.35(JTH-100R)			2.2x1.8x3.6 2.35x1.65x3.6(JTH-125SD) 2.05x1.9x3.6(JTH-125SCD) 2.5x2x3.6(JTH-125R)			2.3x2x3.7 2.5x1.95x3.9(JTH-160SD) 2.2x2.3x3.9(JTH-160SCD) 2.6x1.95x3.9(JTH-160R)		
T	3.3			5		5.8	5.5		6.3	6.5		7.2
MM	2.8x1.4x2.0			2.8x1.8x2.0			2.8x2.0x2.0			3.2x2.2x2.0		

JC-45

JC-70SCD

型號 MODEL

射出系統 Injetion unit	螺桿直徑 Screw Diameter
	射出壓力 Injection Pressure
	理論射出量 Theoretical Shot Volume
	射出量 Max. Shot Weight(PS)
	射出率 Injection Rate
	射出行程 Injection Stroke
	螺桿轉速 Screw Rotation Speed Max
	溫度控制段數 Numbers of Tamperature Control
	料斗容量 Capacity of Hopper
鎖模系統 Clamping unit	鎖模力 Clamping Force
	開模力 Opening Force
	模板尺寸 Platen Size
	模柱間距 Distance Between Tie Bar
	最小使用模厚 Min. Mold Height
	開模行程 Opening Stroke
	最大開模距離 Max. Open Daylight
	頂出力量 Ejector Power
	頂出行距 Ejector Stroke
滑模系統 Slider unit	滑板尺寸/圓盤直徑 Slider Size/Turn Table Diameter
	模具站數 Numbers of Mold Station
	最大模具尺寸 Max. Mold Dimension
	圓盤迴轉角度 Rotation Angle of Turn Table
油壓電力系統 Hydraulic Electricity unit	最大油壓壓力 Max. Hydraulic Pressure
	汞蒲吐出量 Pump Output
	作動油量 Working Oil Consumption
	冷卻水用量 Cooling Water Comsumption
	油壓馬達動力 Hydraulic Motor Poweer
	電熱容量 Barrel Heater Capacity
	總用電量 Total Electrical Consumption
其他 Others	機器重量 Machine Weight
	機器外型尺寸 Machine Overall Dimensions(LxWxH)
	付船重量 Shipping Gross Weight
	付船尺碼 Shipping Measurements(LxWxH)

型號 Unit	JC-45			JC-55			JC-70		
	(SD)單滑板 (R)圓盤			(SD)單滑板 (R)圓盤			(SD)單滑板 (R)圓盤		
MM	36	38	42	36	38	42	38	42	45
Kg/CM²	1619	1453	1190	1619	1453	1190	1860	1522	1326
CM³	183	204	249	183	204	249	204	249	286
G/OZ	168/5.9	187/6.5	229/8	168/5.9	187/6.5	229/8	187/6.5	229/8	263/9
CO³/Sec	77	85	91	77	85	91	90	110	127
MM	180			180			180		
RPM	0-180			0-180			0-220		
ZONE	3			3			3		
L									
T	45			55			70		
T	8.3			8.3			8.3		
MM	550x280			550x300			600x320		
MM									
MM	175			190			200		
MM	200			200			220		
MM	375			390			420		
T	1.3			1.3			1.3		
MM	65	65	65	65	65	65	65	65	65
MM	500x270		Ø880	500x280		Ø880	600x300		Ø930
Sets	2			2			2		
MM				300x250			350x300		
	180°(正反轉)			180°(正反轉)			180°(正反轉)		
Kg/CM²	140			140			140		
L/Min	47			47			65		
L	200			220			250		
L	800-1000			800-1000			800-1200		
Kw/HP	7.5/10			7.5/10			11/15		
KW	4.5			4.5			5		
KW	12			12			16		
T	3.2			3.8			4.6		
MM	2.5x0.93x2.05			2.6x1x2.05			2.8x1.2x2.2		
T	3.6			4.2			5		
MM	2.8x1.1x2.25			3x1.3x2.25			3.1x1.4x2.4		

JTV-250R

JTV-250R

型號 MODEL	
射出系統 Injetion unit	螺桿直徑 Screw Diameter
	射出壓力 Injection Pressure
	理論射出量 Theoretical Shot Volume
	射出量 Max. Shot Weight(PS)
	射出率 Injection Rate
	射出行程 Injection Stroke
	螺桿轉速 Screw Rotation Speed Max
	溫度控制段數 Numbers of Tamperature Control
	料斗容量 Capacity of Hopper
鎖模系統 Clamping unit	鎖模力 Clamping Force
	開模力 Opening Force
	模板尺寸 Platen Size
	模柱間距 Distance Between Tie Bar
	最小使用模厚 Min. Mold Height
	開模行程 Opening Stroke
	最大開模距離 Max. Open Daylight
	頂出力量 Ejector Power
	頂出行距 Ejector Stroke
滑模系統 Slider unit	滑板尺寸/圓盤直徑 Slider Size/Turn Table Diameter
	模具站數 Numbers of Mold Station
	最大模具尺寸 Max. Mold Dimension
	圓盤迴轉角度 Rotation Angle of Turn Table
油壓電力系統 Hydraulic Electricity unit	最大油壓壓力 Max. Hydraulic Pressure
	汞蒲吐出量 Pump Output
	作動油量 Working Oil Consumption
	冷卻水用量 Cooling Water Comsumption
	油壓馬達動力 Hydraulic Motor Poweer
	電熱容量 Barrel Heater Capacity
	總用電量 Total Electrical Consumption
其他 Others	機器重量 Machine Weight
	機器外型尺寸 Machine Overall Dimensions(LxWxH)
	付船重量 Shipping Gross Weight
	付船尺碼 Shipping Measurements(LxWxH)

型號 Unit	JTV-100		JTV-125V			JTV-160		
	(SD)單滑板	(R)圓盤	(SD)單滑板	(R)圓盤		(SD)單滑板	(R)圓盤	
MM	40	45	40	45	50	45	50	55
Kg/CM²	1889	1495	1993	1575	1276	2031	1645	1360
CM³	226	286	226	286	353	318	392	475
G/OZ	208/7	263/9	208/7	263/9	325/11	292/10	361/12.5	361/15
CO³/Sec	115	146	110	140	172	146	180	218
MM	180		180			200		
RPM	0-195		0-195			0-160		
ZONE								
L								
T	100		125			160		
T	10		12			16		
MM	740x510		740x540			840x640		
MM	550X320		550X350			610X380		
MM	250		250			300		
MM	250		300			350		
MM	500		550			650		
T	3.5		3.5			4.5		
MM	100		100			150		
MM	540X530	Ø1080	540X550	Ø1080		600X610	Ø1210	
Sets	2		2			2		
MM	400X350		400x350			450X400		
	180°(正反轉)		180°(正反轉)			180°(正反轉)		
Kg/CM²	140		140			160		
L/Min	85		85			116		
L	300		400			500		
L	1200-1600		1200-1600			1400-1800		
Kw/HP	15/20		15/20			18.75/25		
KW	6		6			10		
KW	21		21			28.75		
T	5.4		6			7		
MM	3.8x1.6x2.1		4.0x1.6x2.1			4.3x1.6x2.3		
T	5.8		6.6			7.5		
MM	4.0x1.8x2.3		4.3x1.8x2.3			4.8x1.8x2.5		

JTV-250SCD-2S

JTV-150R

型號 MODEL	
射出系統 Injetion unit	螺桿直徑 Screw Diameter
	射出壓力 Injection Pressure
	理論射出量 Theoretical Shot Volume
	射出量 Max. Shot Weight(PS)
	射出率 Injection Rate
	射出行程 Injection Stroke
	螺桿轉速 Screw Rotation Speed Max
	溫度控制段數 Numbers of Tamperature Control
	料斗容量 Capacity of Hopper
鎖模系統 Clamping unit	鎖模力 Clamping Force
	開模力 Opening Force
	模板尺寸 Platen Size
	模柱間距 Distance Between Tie Bar
	最小使用模厚 Min. Mold Height
	開模行程 Opening Stroke
	最大開模距離 Max. Open Daylight
	頂出力量 Ejector Power
	頂出行距 Ejector Stroke
滑模系統 Slider unit	滑板尺寸/圓盤直徑 Slider Size/Turn Table Diameter
	模具站數 Numbers of Mold Station
	最大模具尺寸 Max. Mold Dimension
	圓盤迴轉角度 Rotation Angle of Turn Table
油壓電力系統 Hydraulic Electricity unit	最大油壓壓力 Max. Hydraulic Pressure
	汞蒲吐出量 Pump Output
	作動油量 Working Oil Consumption
	冷卻水用量 Cooling Water Comsumption
	油壓馬達動力 Hydraulic Motor Poweer
	電熱容量 Barrel Heater Capacity
	總用電量 Total Electrical Consumption
其他 Others	機器重量 Machine Weight
	機器外型尺寸 Machine Overall Dimensions(LxWxH)
	付船重量 Shipping Gross Weight
	付船尺碼 Shipping Measurements(LxWxH)

型號 Unit	JTV-200V			JTV-250～JTV-300	
	(SD)單滑板 (R)圓盤			(SD)單滑板 (R)圓盤	
MM	50	55	60	60	70
Kg/CM²	2045	1690	1420	1865	1370
CM³	431	522	621	678	923
G/OZ	397/13.5	480/16.5	571/20	849/22	849/30
CO³/Sec	167	202	235	226	370
MM	220			240	
RPM	0-160			0-140	
ZONE					
L					
T	200			250	
T	20			25	
MM	900x720			1125x825	1130x830
MM	610x400			800x500	
MM	300			300	
MM	350			400	
MM	650			700	
T	4.5			5	
MM	150			150	
MM	600x650		Ø1422	790x810	Ø1535
Sets			2		2
MM			550x500		760x530
			180°(正反轉)		180°(正反轉)
Kg/CM²	160			160	
L/Min	141			172	
L	600			650	
L	1800-2100			1800-2100	
Kw/HP	22.5/30			30/40	
KW	12			14	
KW	34.5			44	
T	9			13	16
MM	4.5x2x2.5			4.7x2x2.7	
T	9.8			14	17
MM	4.5x2.2x2.7			4.9x2.2x2.7	

J2-S ton

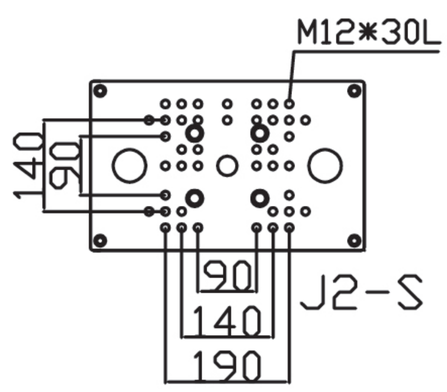

JT-30 ton

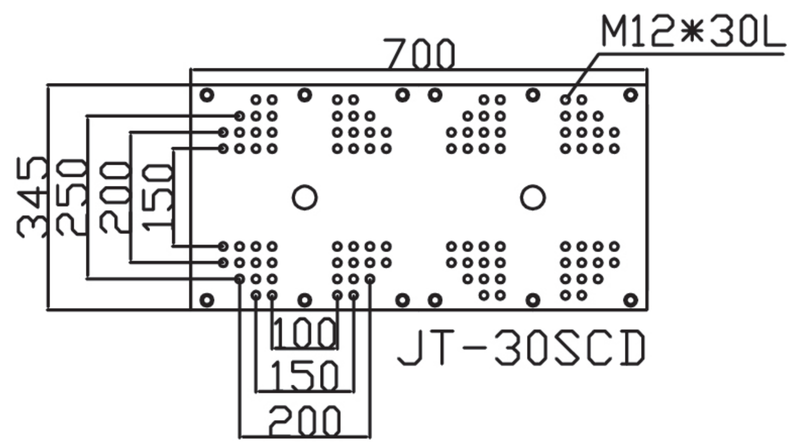

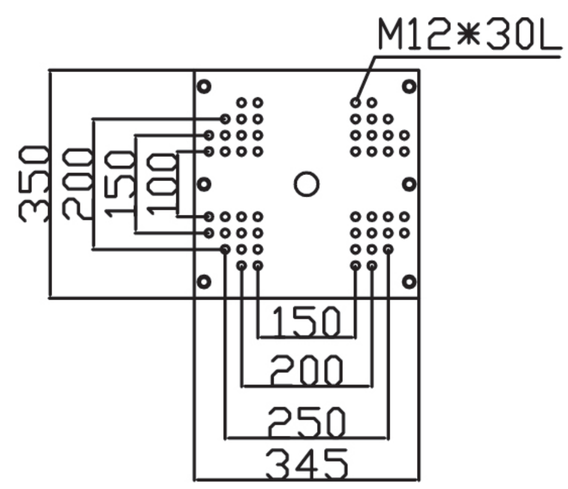

JT-30SD

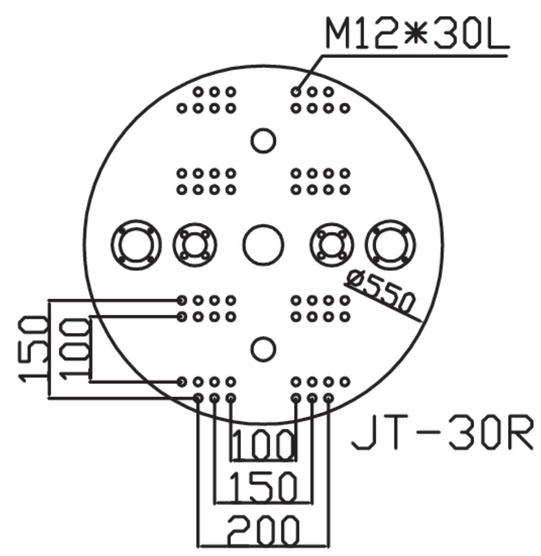

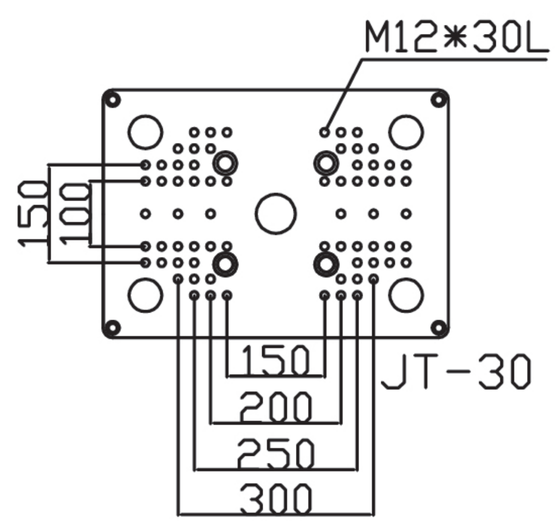

JT-45～70 ton

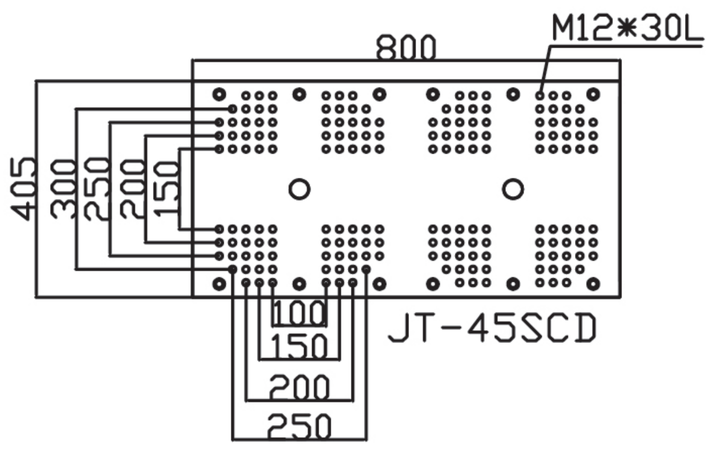
M12*30L
800
405
300
250
200
150
100
150
200
250
JT-45SCD

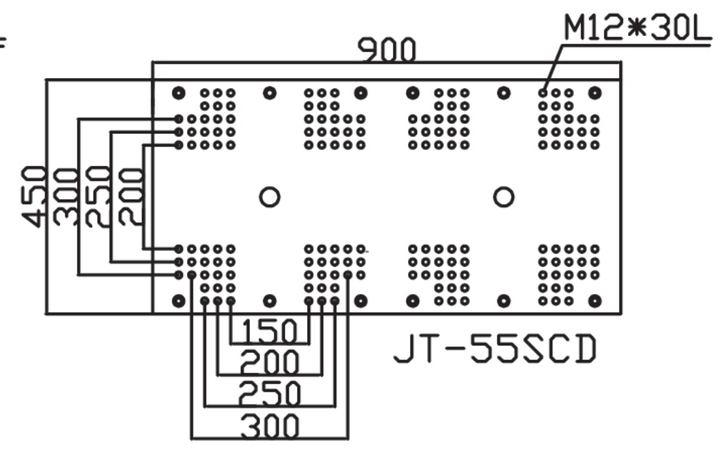
M12*30L
900
450
300
250
200
150
200
250
300
JT-55SCD

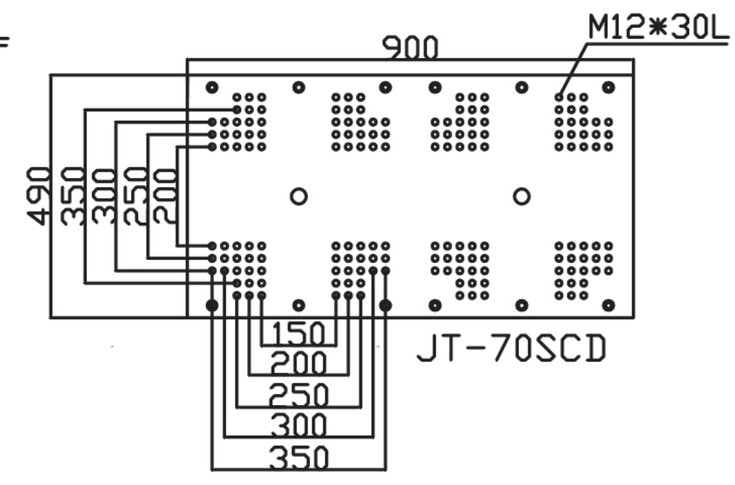
M12*30L
900
490
350
300
250
200
150
200
250
300
350
JT-70SCD

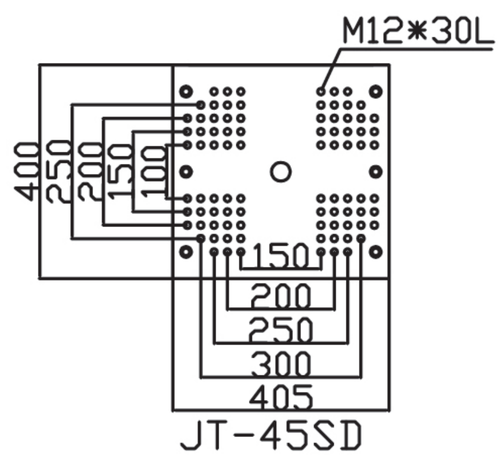
M12*30L
400
250
200
150
100
150
200
250
300
405
JT-45SD

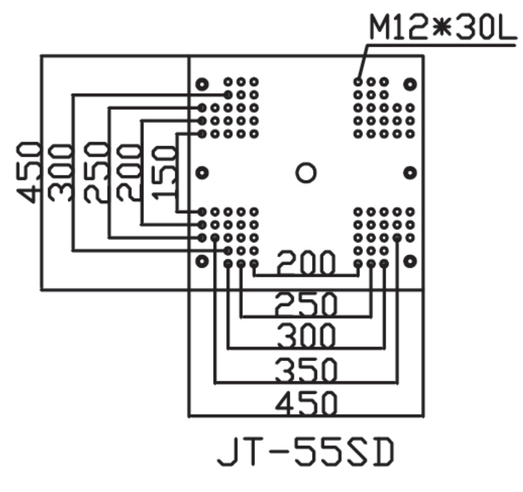
M12*30L
450
300
250
200
150
200
250
300
350
450
JT-55SD

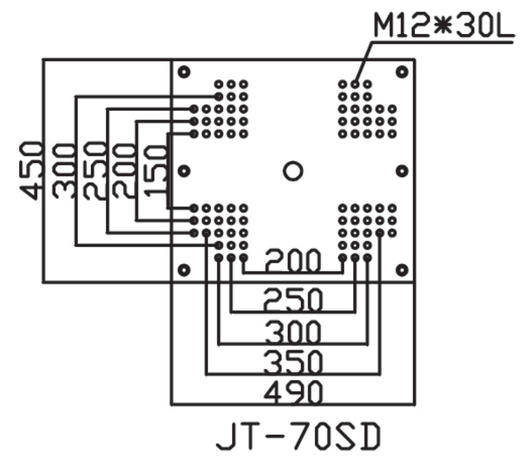
M12*30L
450
300
250
200
150
200
250
300
350
490
JT-70SD

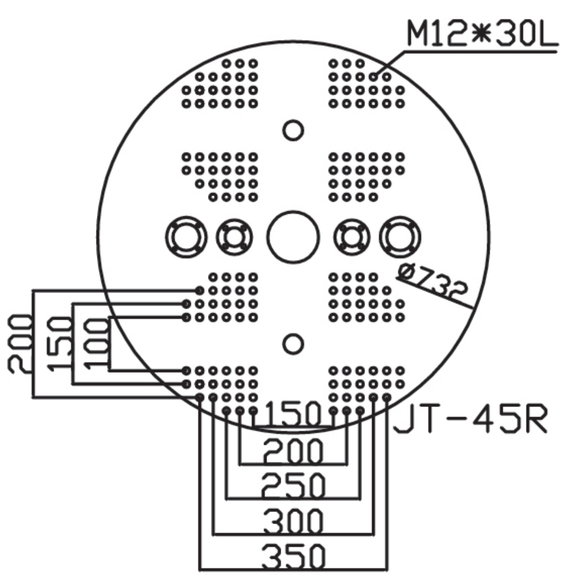
M12*30L
Ø732
200
150
100
150
200
250
300
350
JT-45R

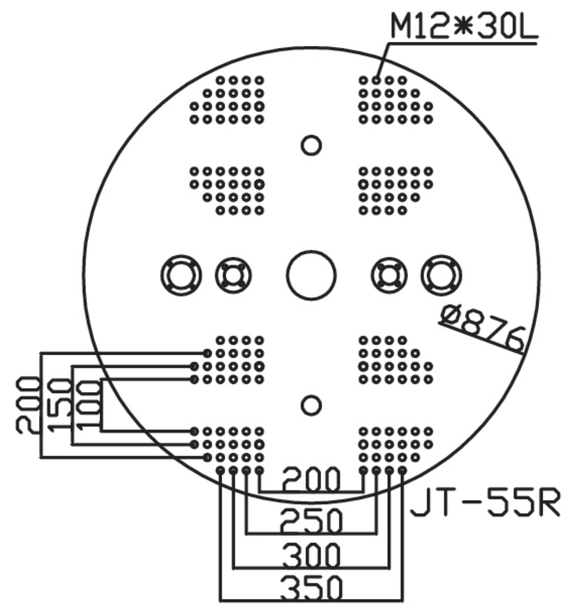
M12*30L
Ø876
200
150
100
200
250
300
350
JT-55R

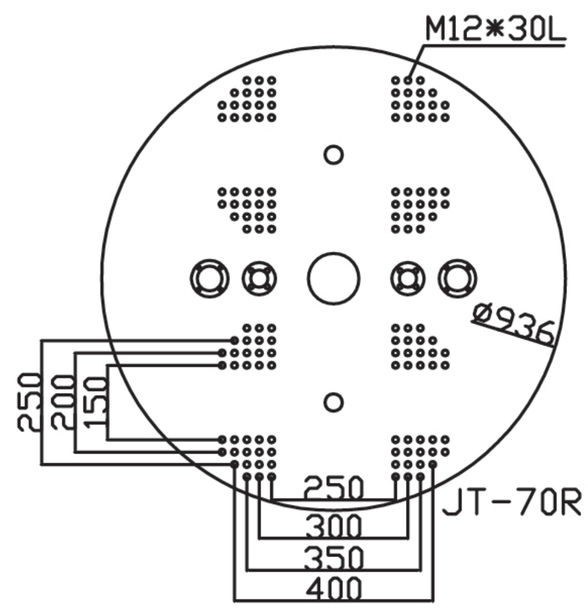
M12*30L
Ø936
250
200
150
250
300
350
400
JT-70R

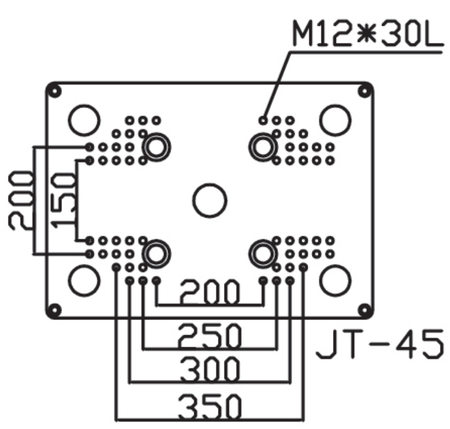
M12*30L
200
150
200
250
300
350
JT-45

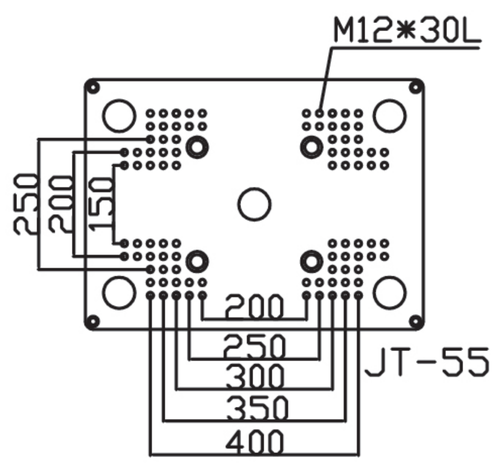
M12*30L
250
200
150
200
250
300
350
400
JT-55

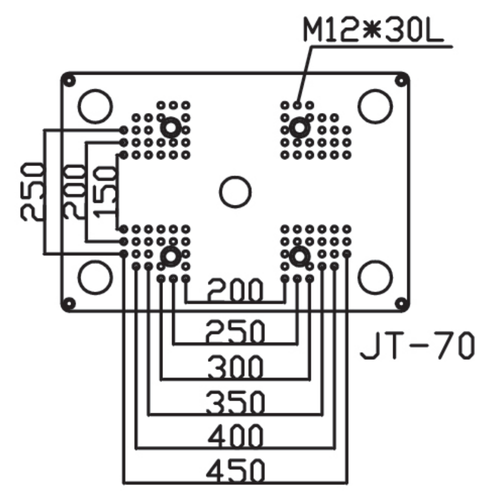
M12*30L
250
200
150
200
250
300
350
400
450
JT-70

JTH-85～100 ton

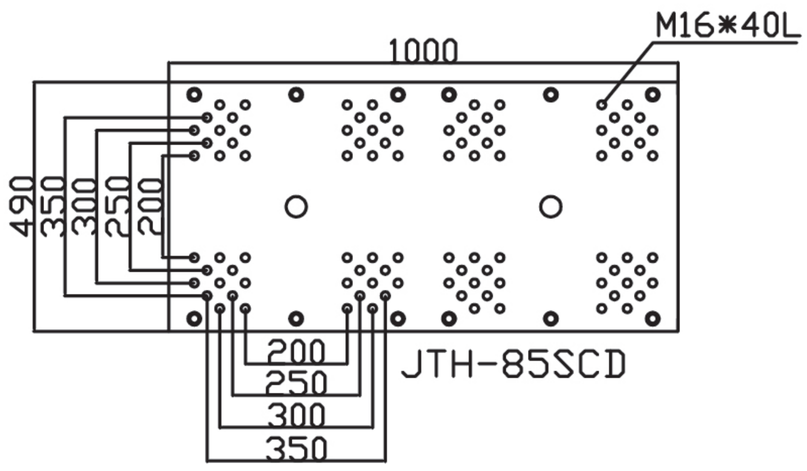

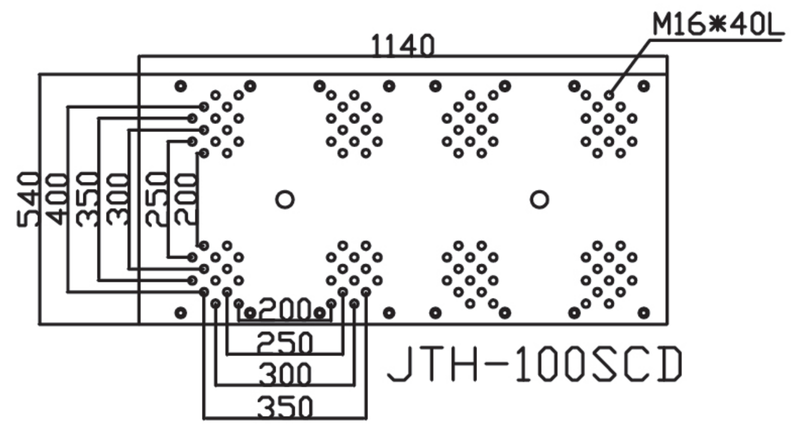

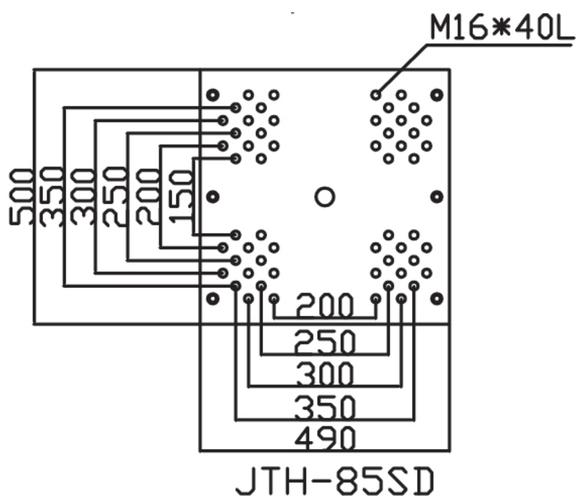

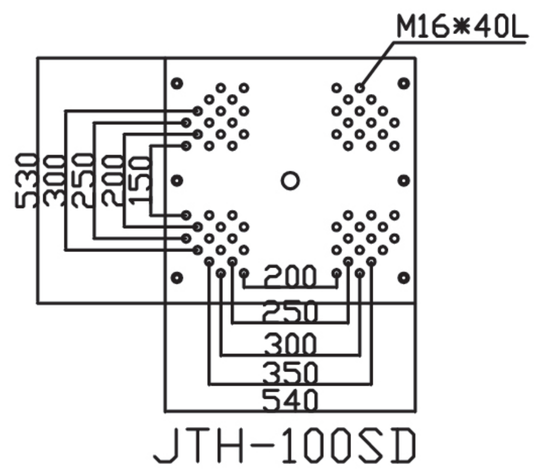

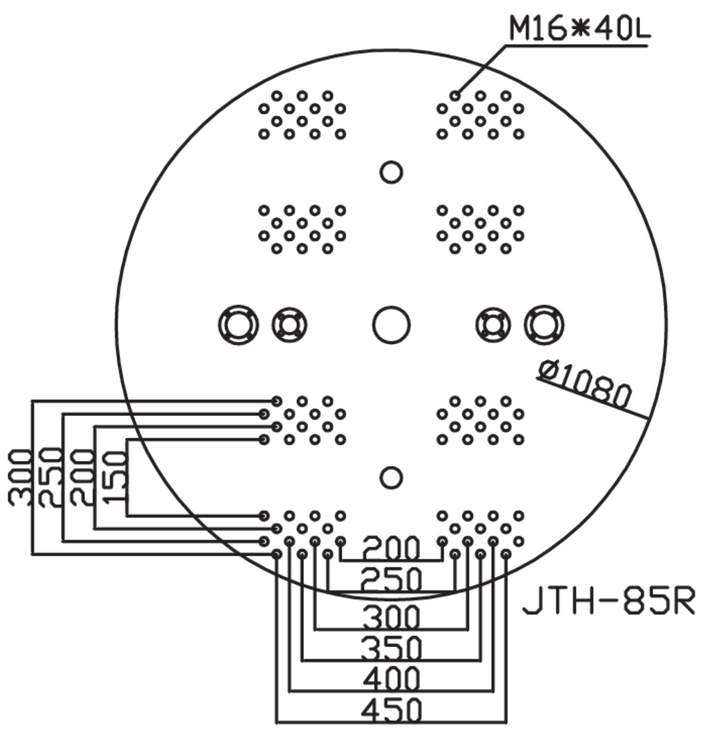

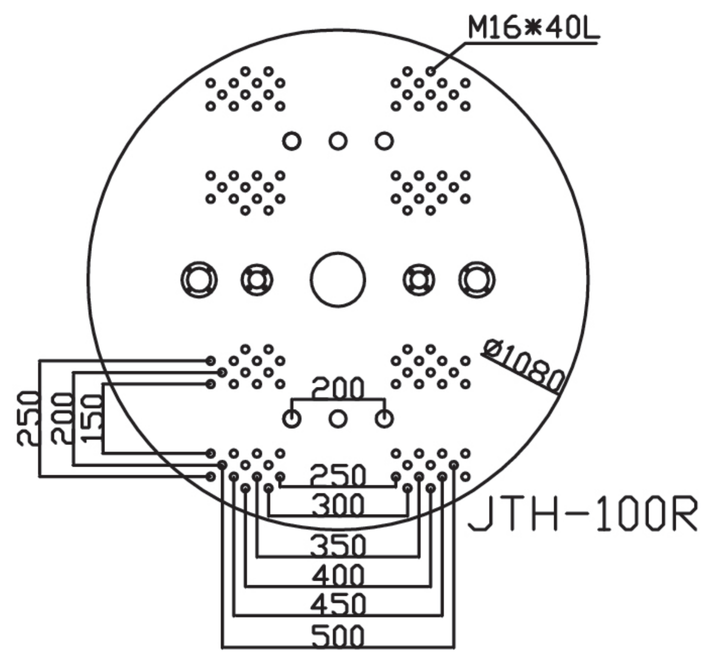

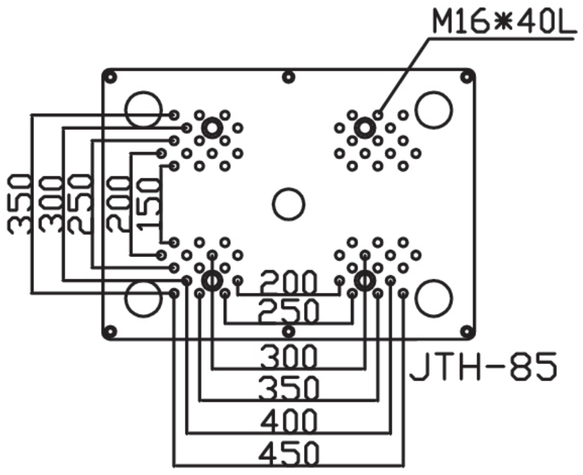

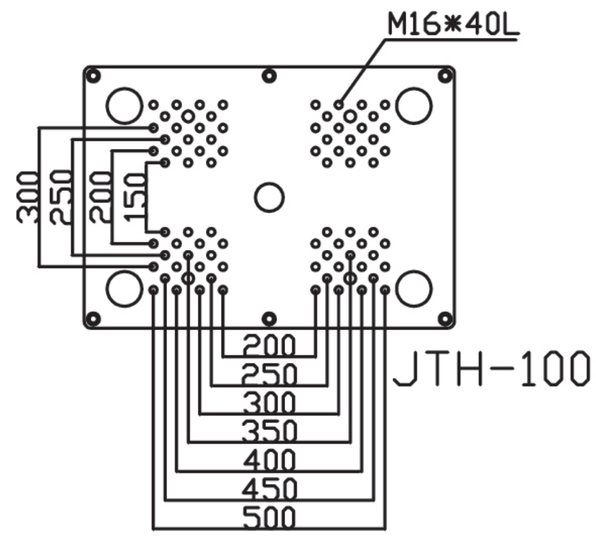

JTH-125 ton

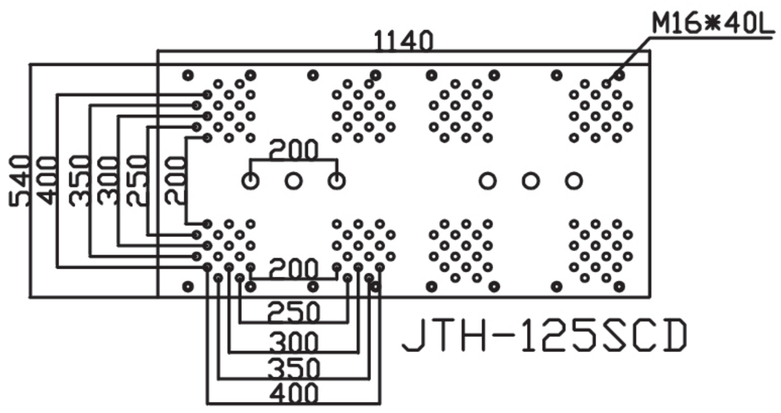

JTH-125SCD

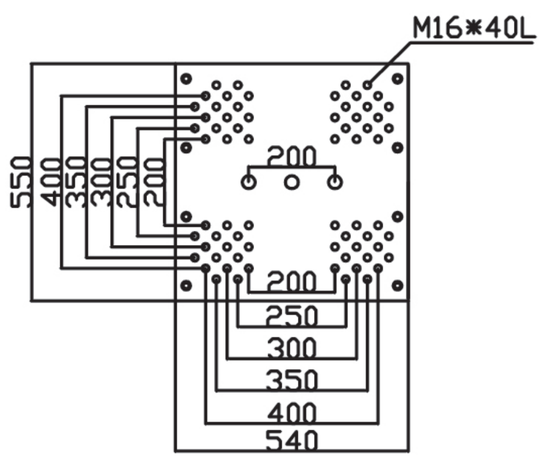

JTH-125SD

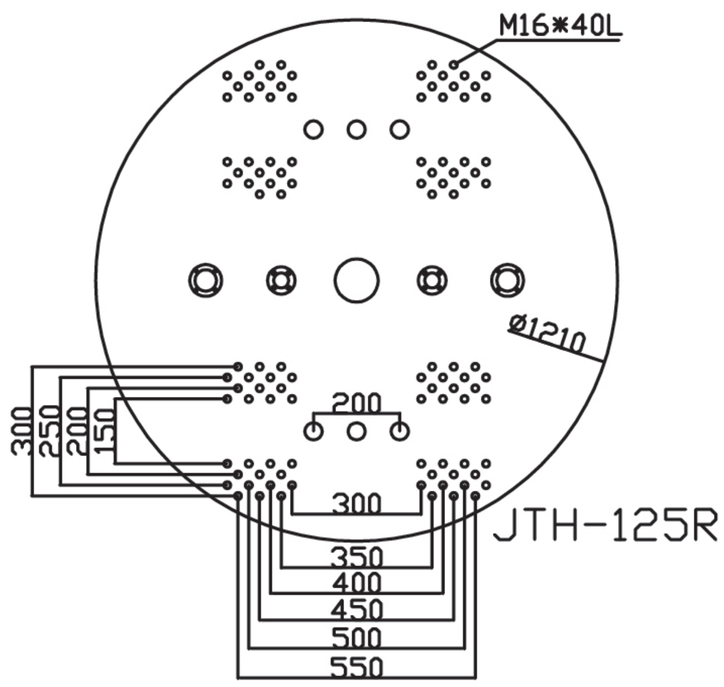

JTH-125R

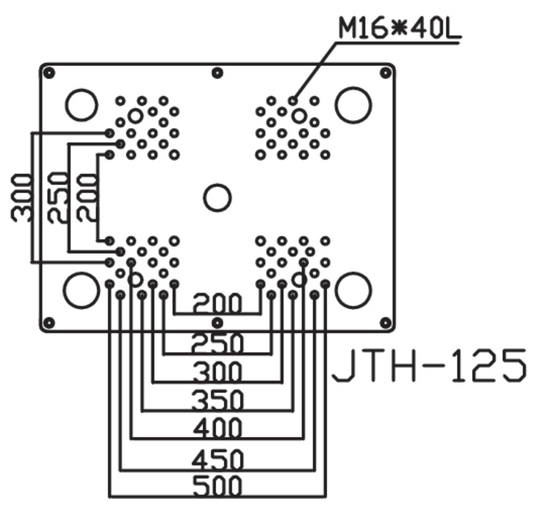

JTH-125

JTH-160 ton

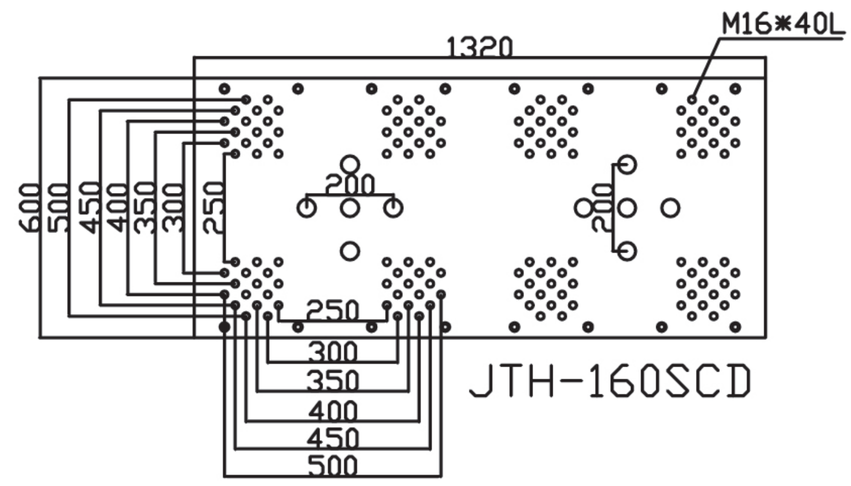

JTH-160SCD

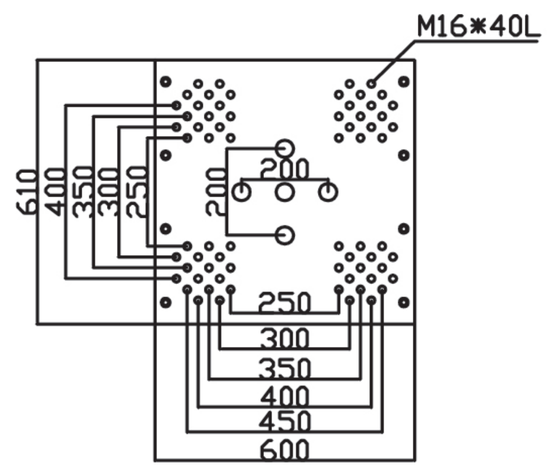

JTH-160SD

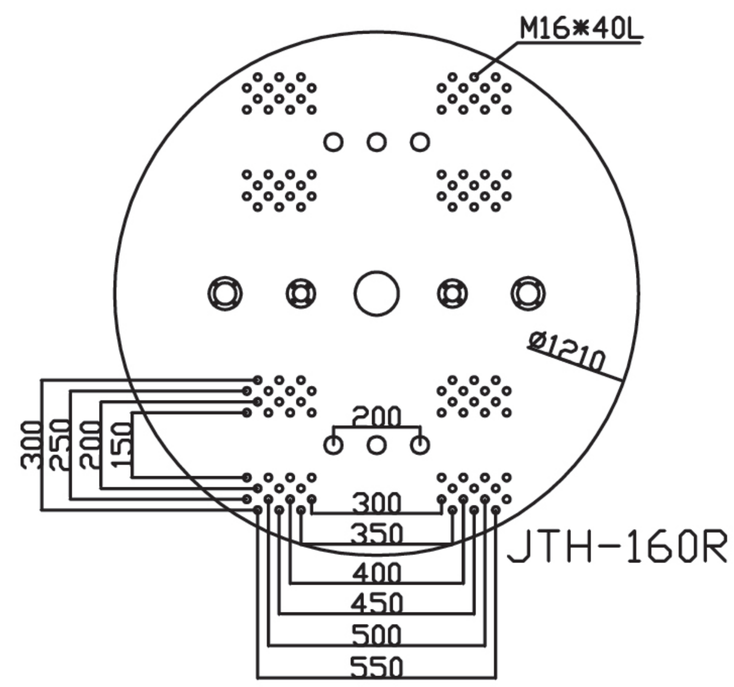

JTH-160R

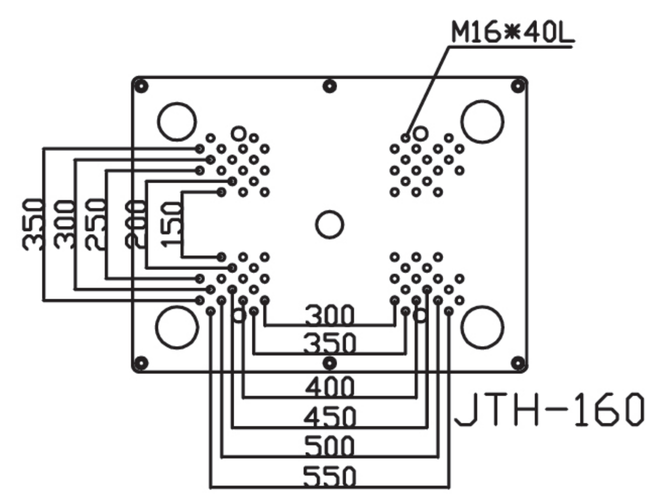

JTH-160

JTH-200 ton

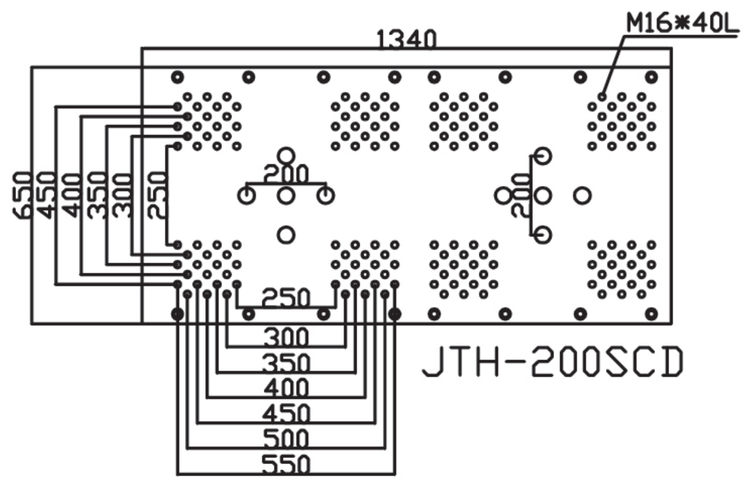

JTH-200SCD

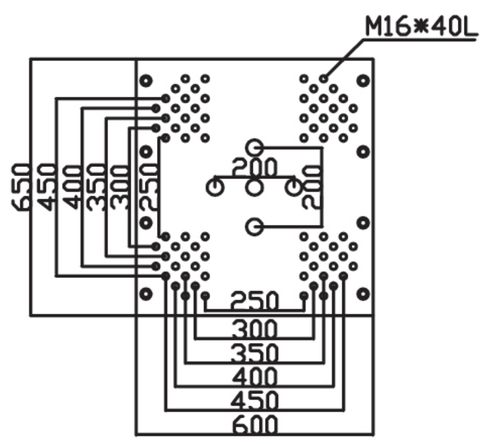

JTH-200SD

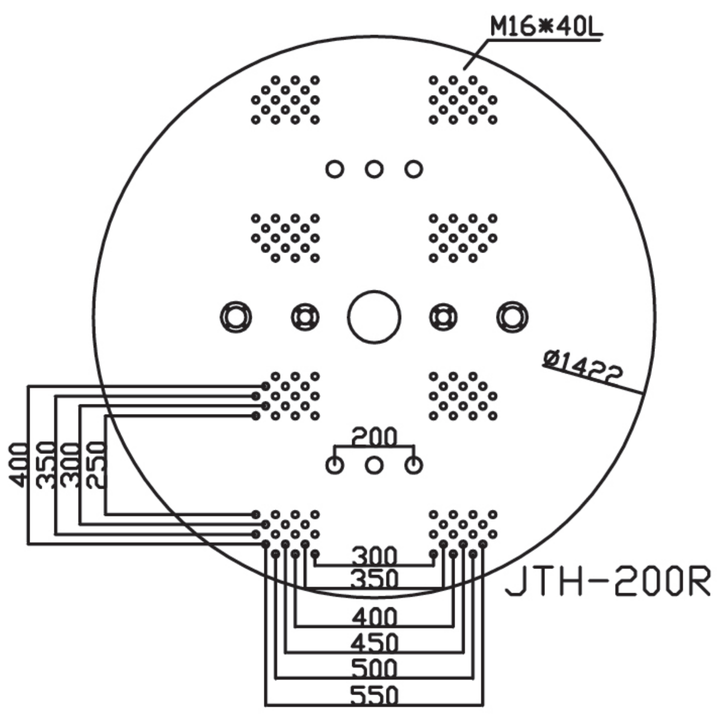

JTH-200R

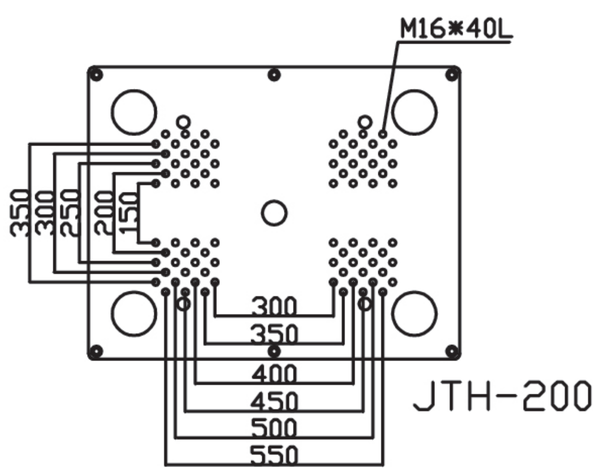

JTH-200

JTH-250 ton

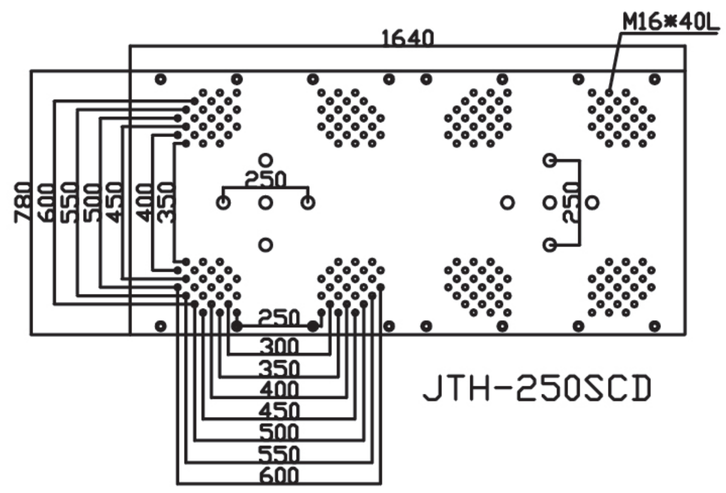

JTH-250SCD

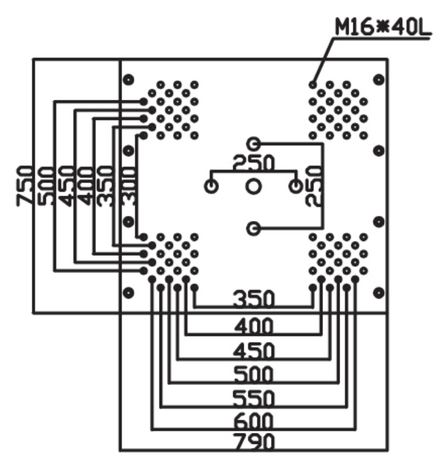

JTH-250SD

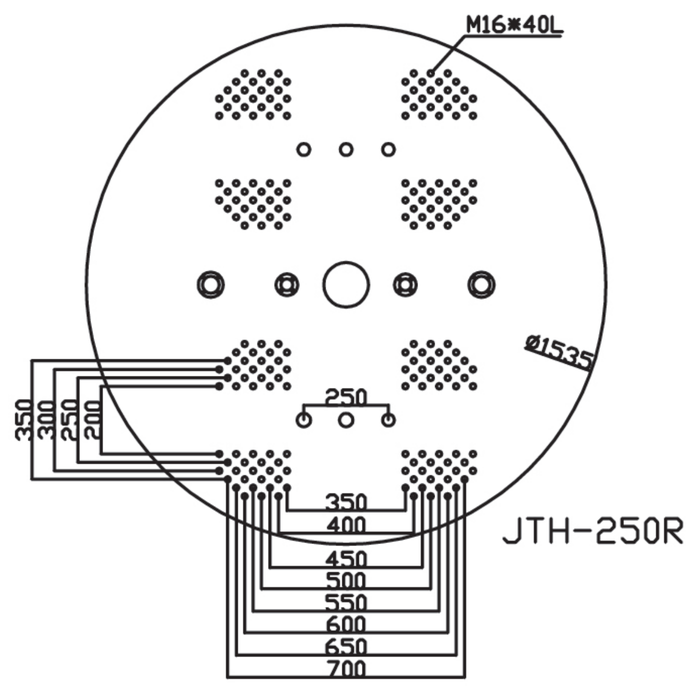

JTH-250R

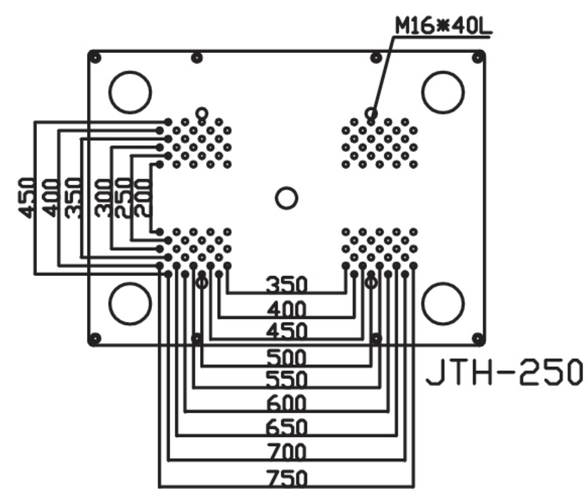

JTH-250

JTH-300 ton

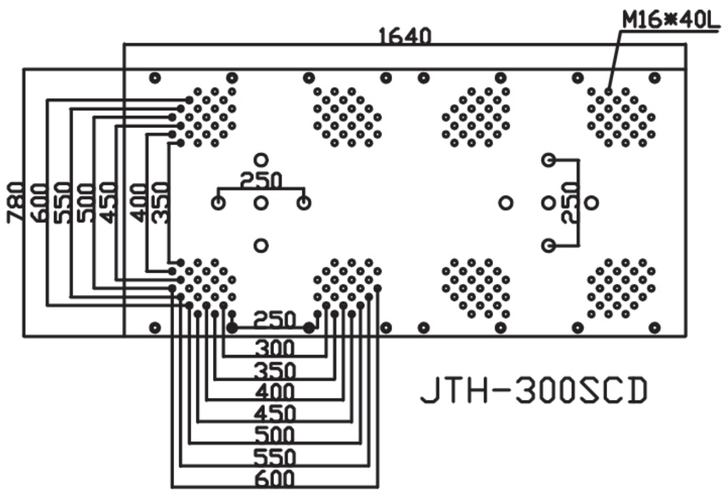

JTH-300SCD

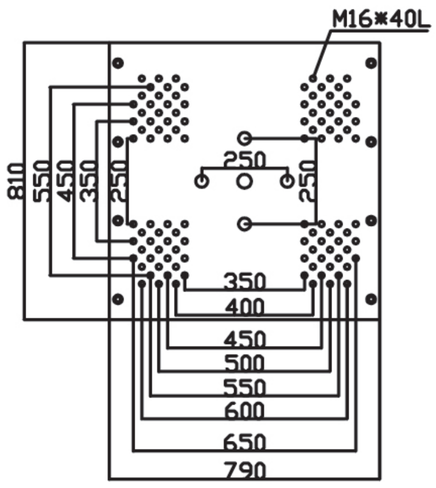

JTH-300SD

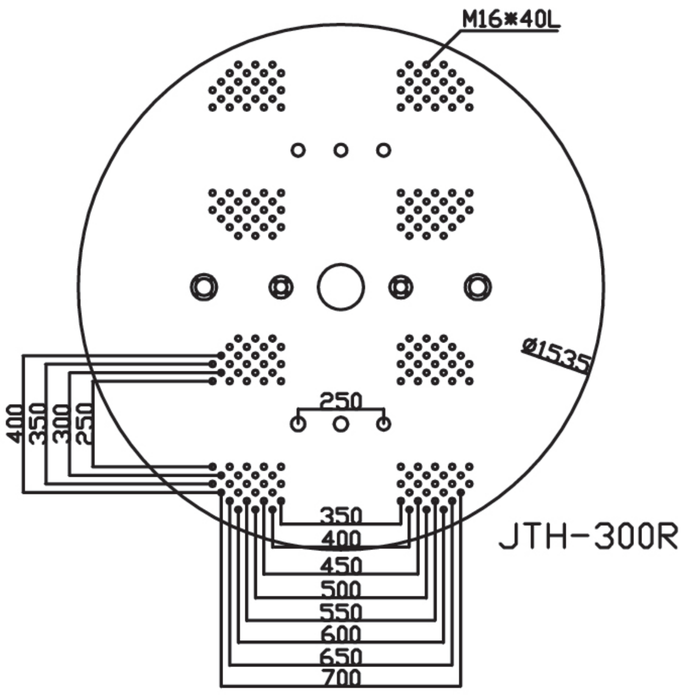

JTH-300R

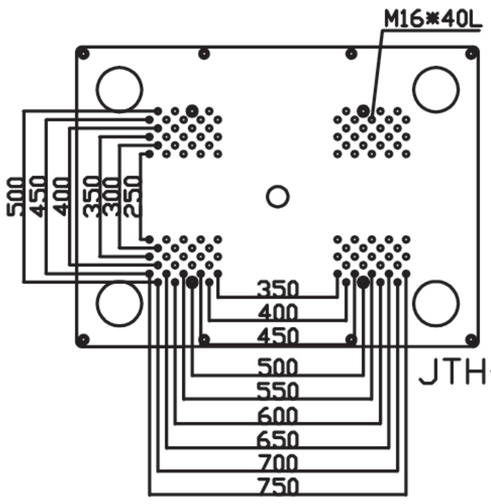

JTH-300

JTV-85～300 ton

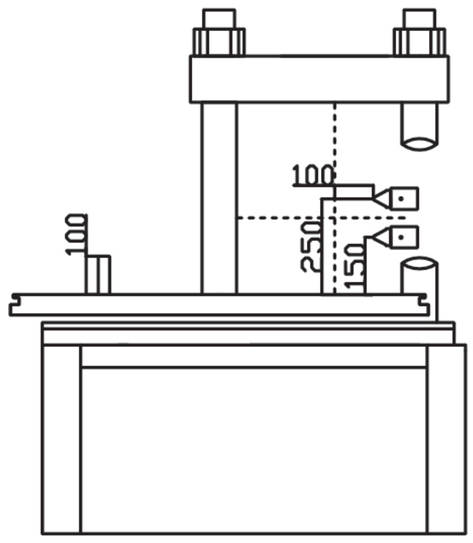

JTV-85~125ton

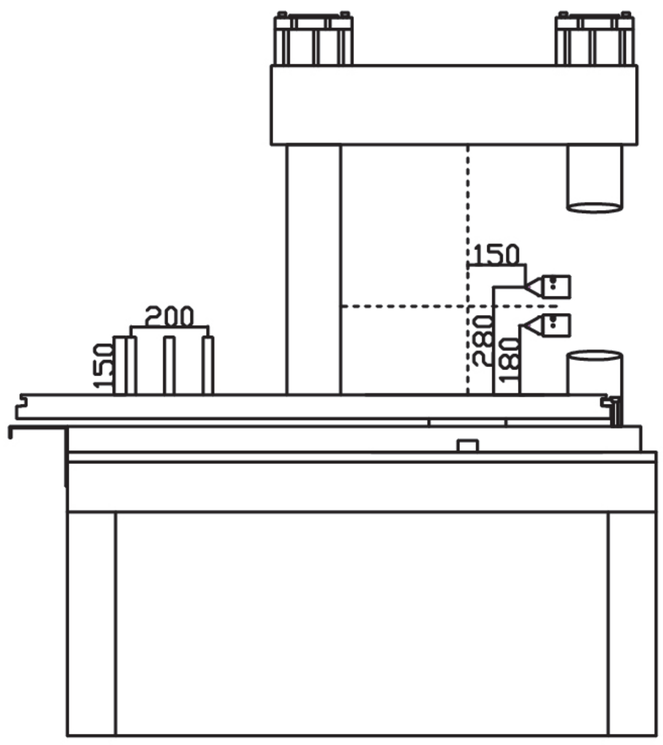

JTV-160~200ton

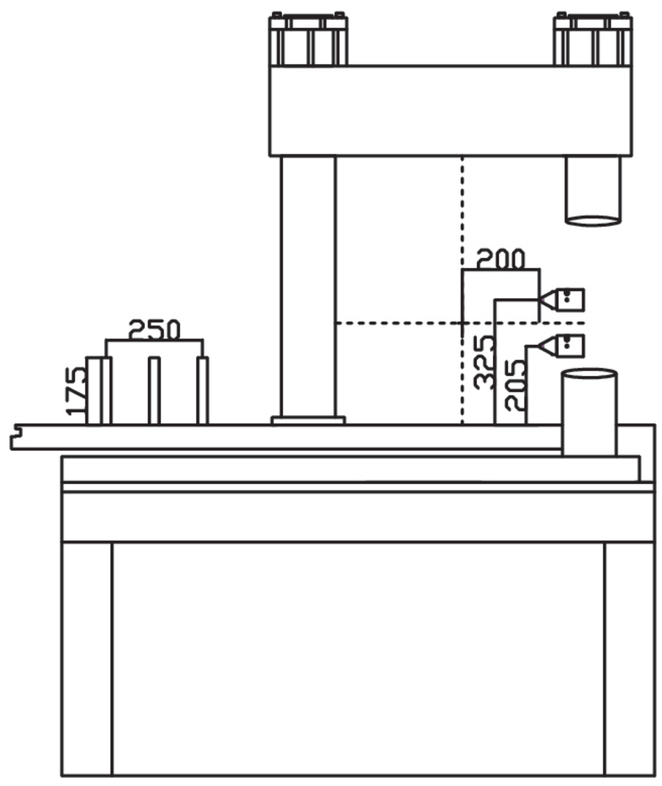

JTV-250~300ton

JC-45～55 ton

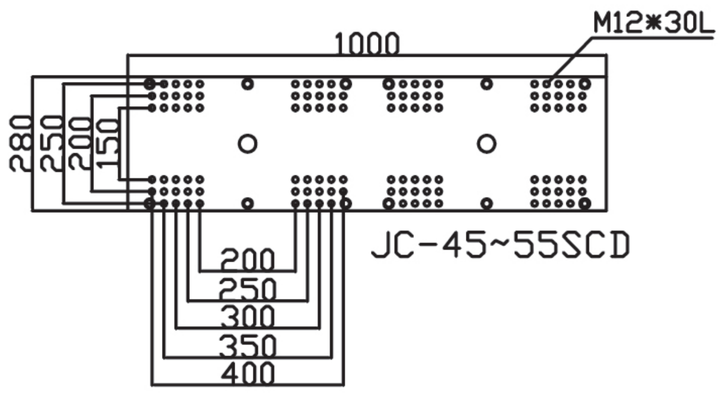

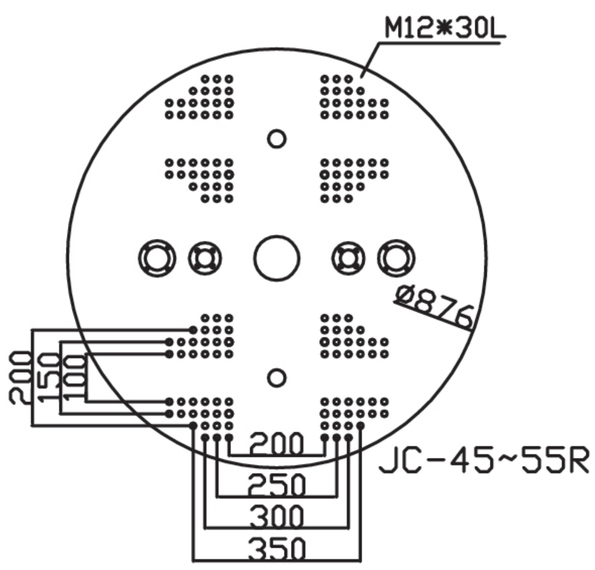

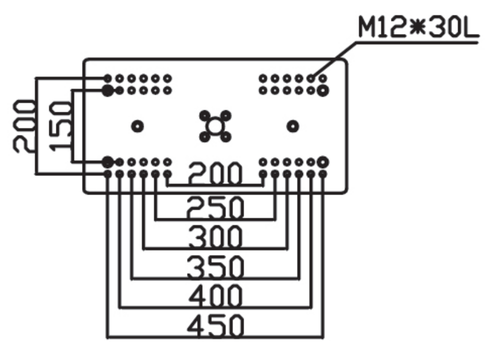

JC-45

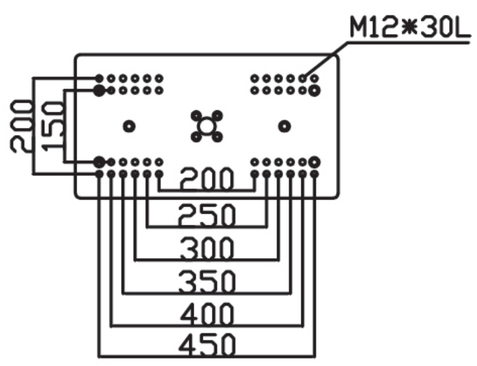

JC-55

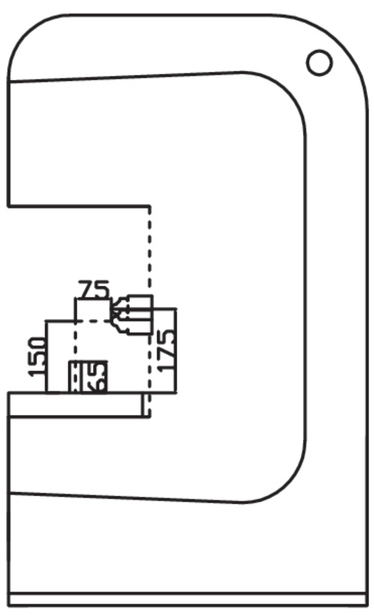

JC-70 ton

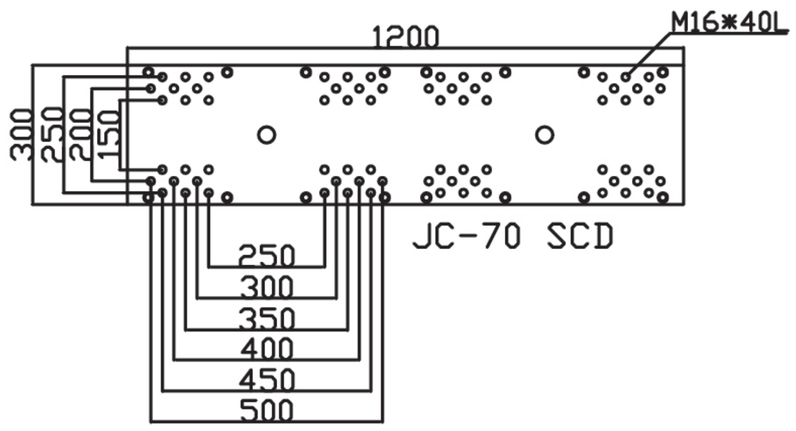

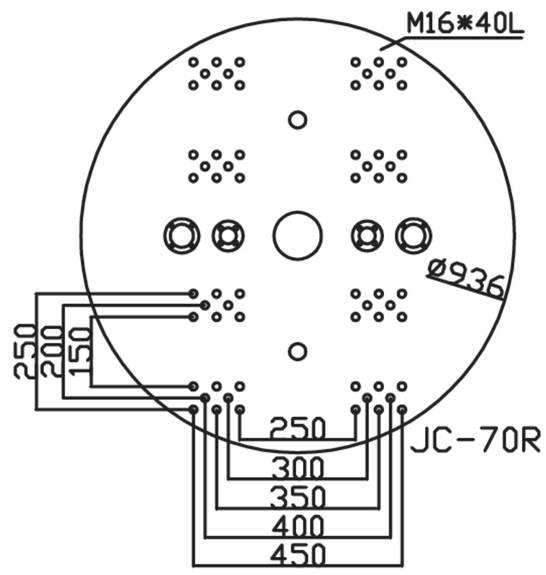

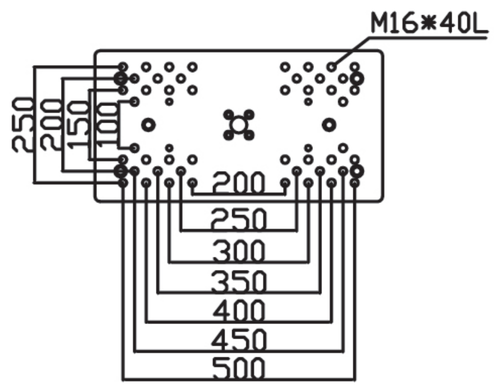

JC-70

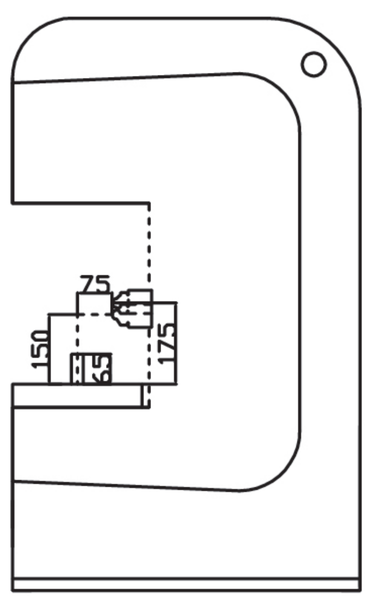

標準配備

特別附屬品

一、電路系統方面（選購品）：

・油溫過高警告裝置
・1-4級保護之安全電眼裝置
・料嘴恆溫裝置
・過電流過熱過載保護裝置
・頂出系統用位置尺設計/
左進退系統用位置尺

二、機構方面（選購品）：

・高混煉及特殊材料用螺桿與料管設計
・油壓式防漏料嘴/彈簧料嘴（內外式彈簧）
・中子/鉸牙用 油路 電路裝置
・單滑板/雙滑板/圓盤 裝置
・雙和金料管/電木料管
・陶瓷電熱片 上模頂針裝置
・安全門裝置 特殊機種訂做

三、週邊附屬設備（選購品）：

・模溫機/粉碎機
・乾燥機/吸料機
・機械手/液壓油R68
・料管保溫套

標準配備

・電腦液晶/PLC控制系統
・直壓式合模 低壓保護裝置
・料管溫度控制
・螺桿射出（一般油路射出）
・機械式背壓控制
・冷卻系統 油壓頂出裝置
・雙壓扣安全裝置
・緊急停止安全開關
・工具箱/使用說明書

Special Machine Accessories

1. Electrical Wiring System (optional) :

・Alarm device for over heating of oil temperature
・Safety sensor for 1-4 class protection
・Thermostat device for injection nozzle
・Protective device for over ampere,over heating,over loading
・Transducer displacement design for Ejector system / Transducer displacement for injection unit forward,backward system

2. Mechanical Section (optional) :

・Screw and Barrel design for high mixing and special plastic material
・Hydraulic anti-leaking nozzle / Spring nozzle(inner,outer type spring)
・Hydraulic wring Electric wiring device for Core pulling device / Spring shut-off nozle
・Single slider / Double slider / Rotary Turn table device
・Bi-Metal Screw & barrel / Bakelite screw & barrel
・Ceramic Heater Ejector device for upper half mold
・Safety door Custom-made for special model

3. Peripheral Accessories (purchased from supplier for buyer) :

・Mold temperature controller / Crusher
・Hopper dryer / Auto loader
・Robot / Hydraulic oil #R68
・Heat insulated Bushing for barrel

4. Standard Accessories :

・Computer LCD monitor / PLC control system
・Straight press mold clamping Low pressure protective device
・Barrel temperature control
・Screw injection (based on normal hydraulic wiring injection)
・Mechanucal back pressure control
・Cooling system Hydraulic ejecting device
・Double push button safety device
・Emergency stop safety switch
・Tool box / Operation manual